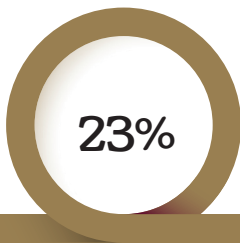
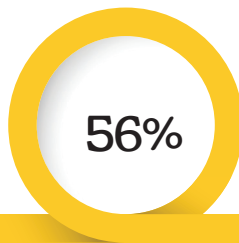


# International Activity Report 2016-17

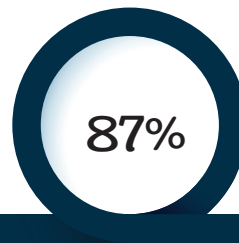
## College of Design



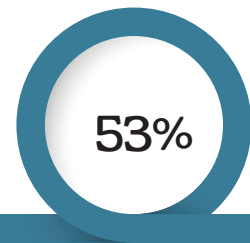
▼  
Increase in global internship participation from the previous academic year



▼  
Increase in outgoing participation in exchange programs

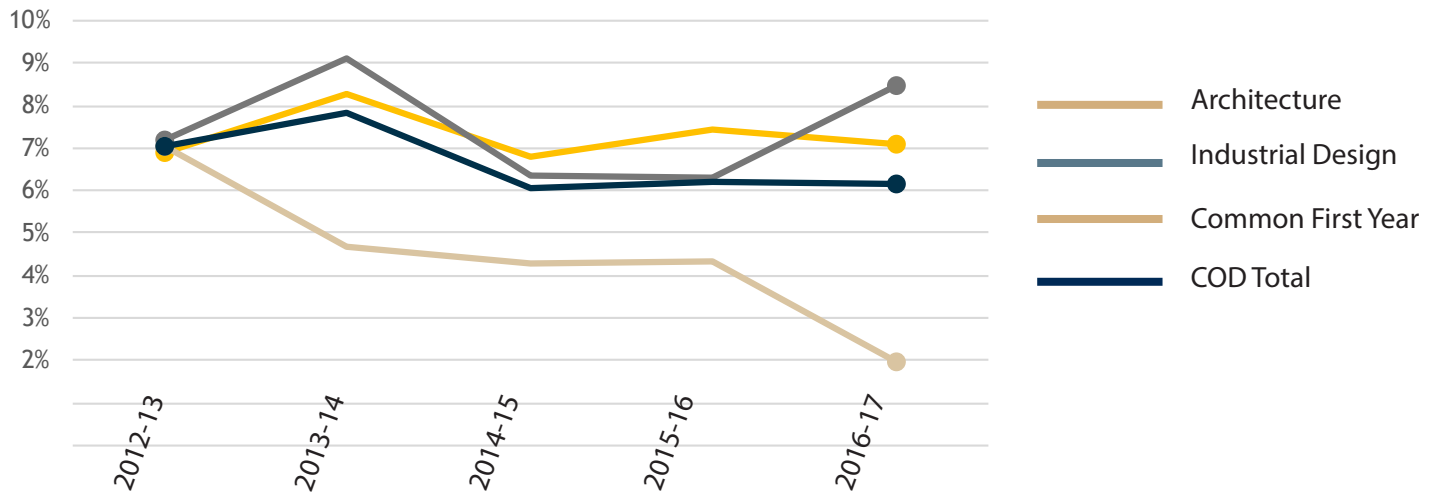


▼  
Expanded number of events for international students focused on professional development



▼  
Percentage of undergraduates who have an international experience prior to graduation

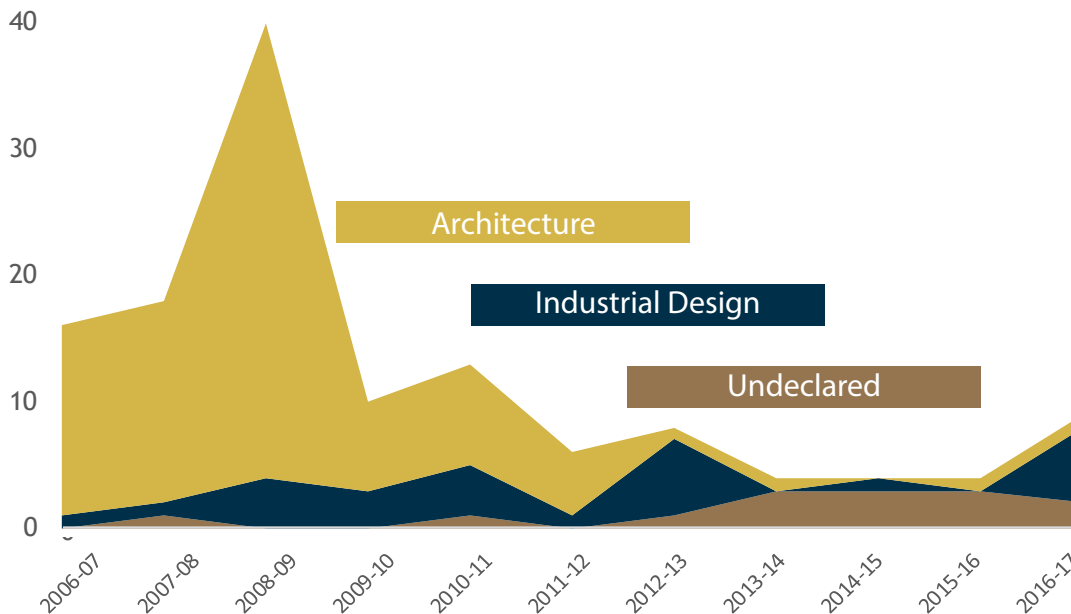
## IP Participation as a Percentage of Enrollment



“Participating in the IP has allowed me to engage in and experience global design issues hand on. I also got to interact and work with students from **different cultures and learned how to resolve our differences to come up with design ideas**. I now try to keep these global issues in mind in whatever I’m doing. I would highly encourage everyone to participate in the IP and or just study abroad to gain a more worldly education/experience.”

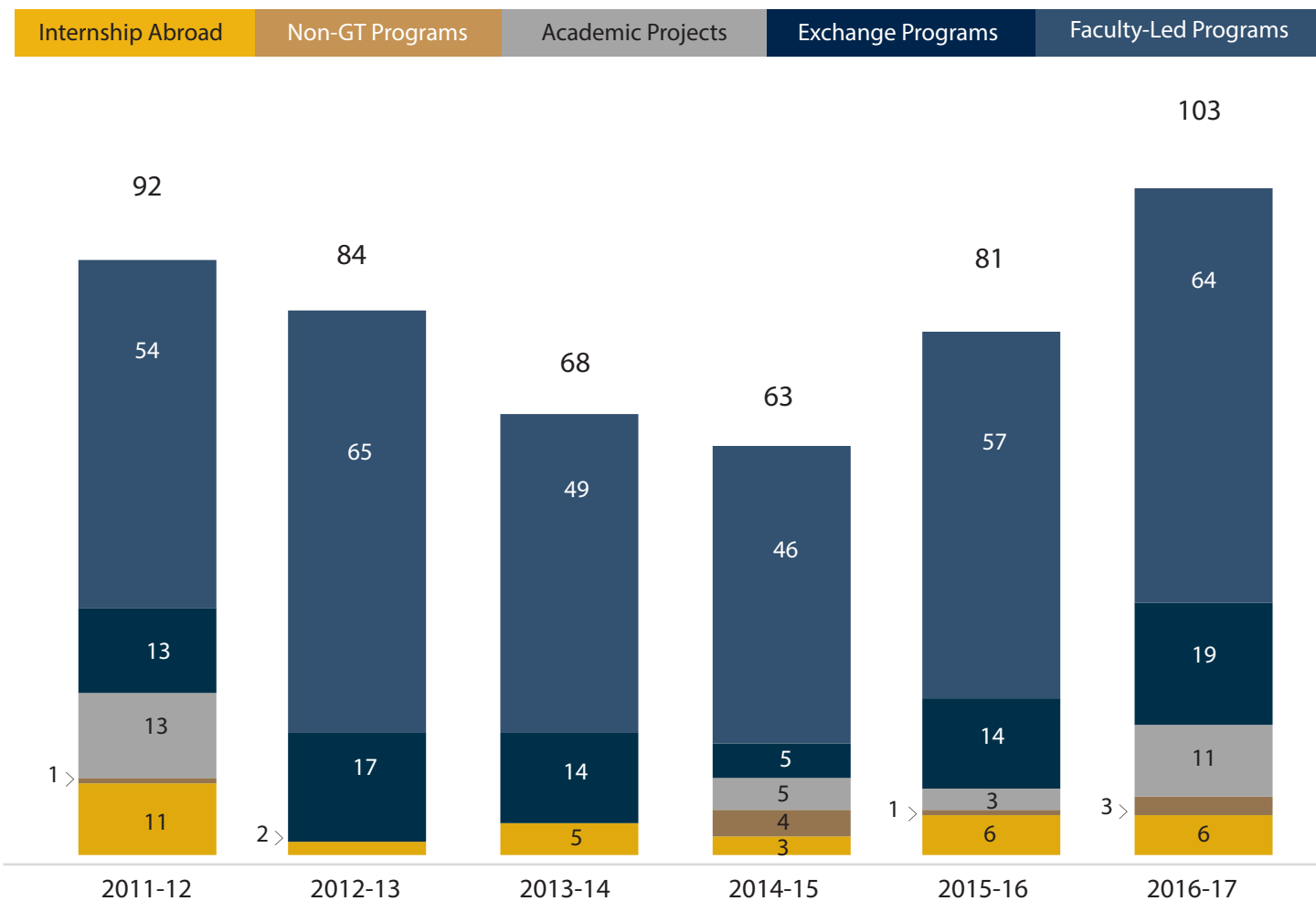
-Bangesh Akuchu, Architecture - IP, 2017

## New IP Participants by Year



**19** COD  
IP graduates  
to date

## COD Participants Abroad

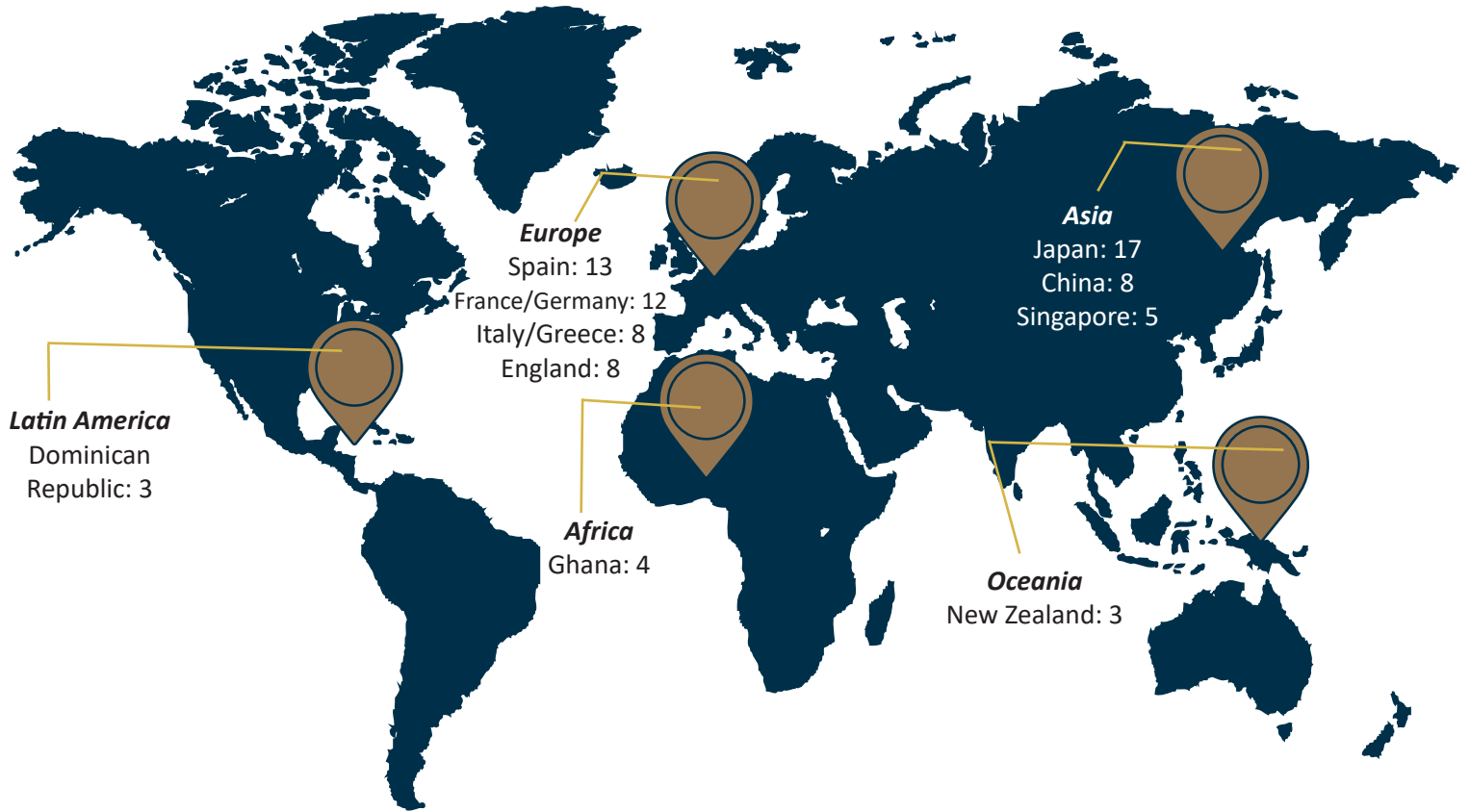


“My study abroad experience in Singapore was beneficial to me because, as an Industrial Design major, it is important to experience the *unique way that other countries approach the creative design thinking process*. We are all influenced by our cultures and societies, and spending some time immersed in another culture will make it easier to understand and empathize with others’ point of view later on when we enter the work force. Being a good designer is only beneficial if you can also be an effective team player. “

-Julia Vorpahl, Industrial Design,  
National University of Singapore Exchange



## COD Participants Abroad by Region



**2016-2017**


103 studied or interned abroad

27 total countries



9 exchange programs

12 faculty-led programs

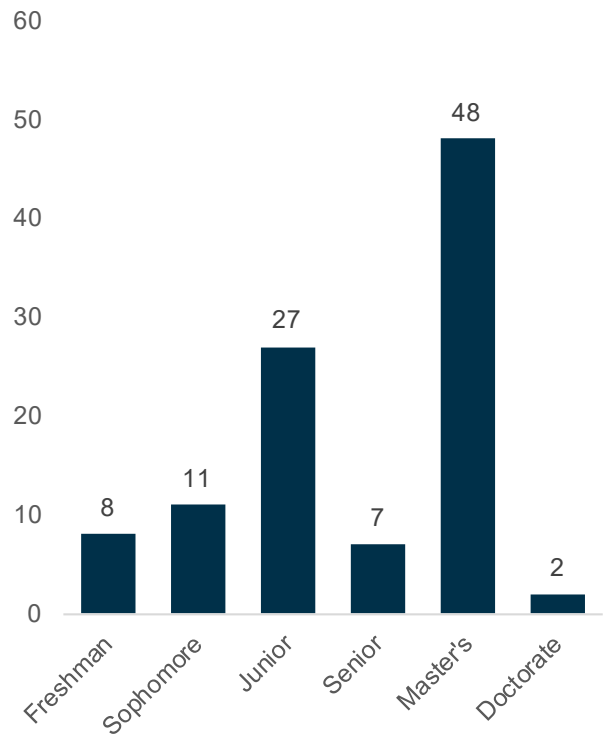
## COD Participants by Level




## COD Participants Abroad by Major & Gender

|                          | Number     |  |  |
|--------------------------|------------|---|---|
| Architecture             | 47         | 51%   | 49%   |
| Building Construction    | 7          | 57%   | 43%   |
| City & Regional Planning | 13         | 46%   | 54%   |
| Industrial Design        | 31         | 87%   | 13%   |
| Urban Design             | 5          | 60%   | 40%   |
| <b>COD Total</b>         | <b>103</b> | <b>61%</b>  | <b>39%</b>  |

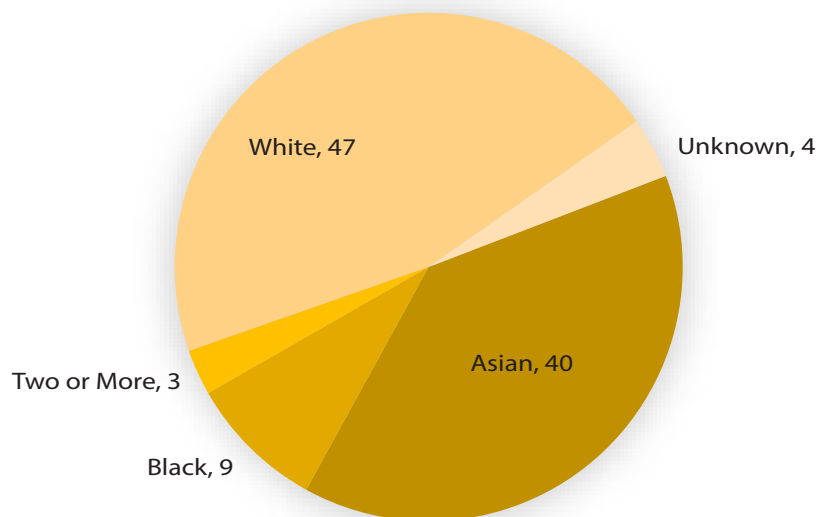
## COD Participants Abroad by Year



## COD Participants Abroad by Length



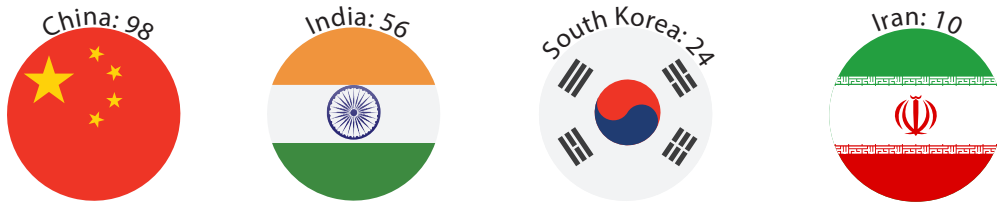
## COD Participants Abroad by Race




# International Students & Scholars

## COD Citizenship (F & J Visa Holders)

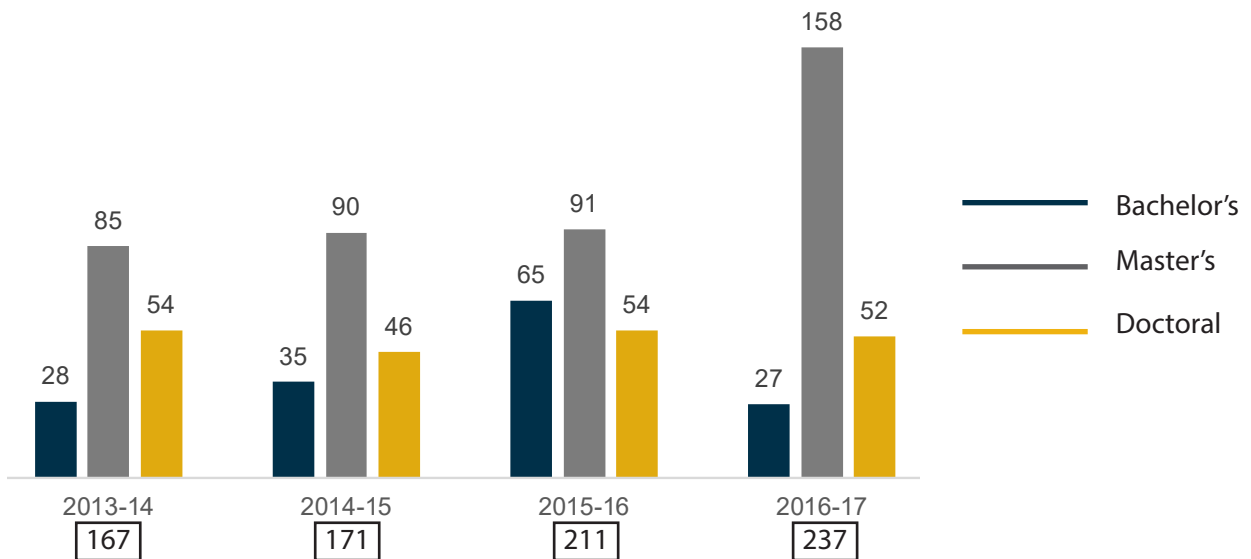
top four countries - 38 total countries represented



## COD Students by Major



## COD Students by Level \*excluding non-degree




## COD Students by Gender

**M** 53%

**F** 47%

## COD Students by Visa Type




### Excellence in advising remains high priority

- The 2016-2017 academic year included heightened visa and immigration vetting and enforcement, government processing delays, and three Executive Orders impacting visas and travel. International Student and Scholar Advisors prioritize staying informed about the changing policies to provide accurate and timely guidance to students about a range of immigration and visa issues.
- Most frequent advising topics: employment benefits, travel preparations, academic and immigration documentation changes.
- 7,905 advising walk-in sessions and appointments provided by eight International Student and Scholar Advisors. 90% of advising survey respondents rated services as 'highest satisfaction' for advisor knowledge and respect.
- "The advisor was **very kind and understanding of my concerns** and answered all of my questions **clearly and concisely**, exactly what I was hoping for."

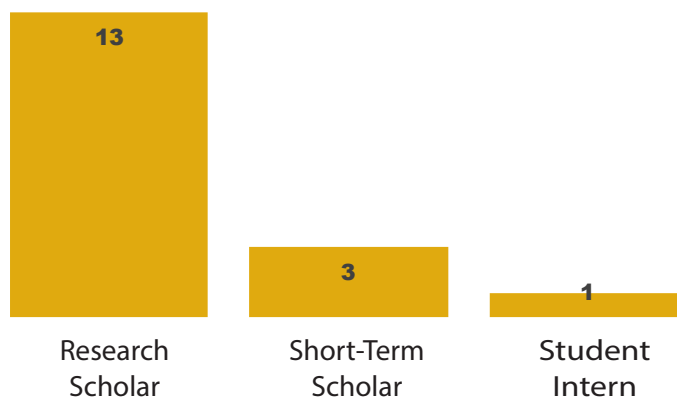
## COD J International Scholars & Interns

### CITIZENSHIP



17 J scholars & J interns from 7 total countries

### BY CATEGORY





**Top Locations for GT Experiences Abroad**

France -- China -- England  
Spain -- Ireland

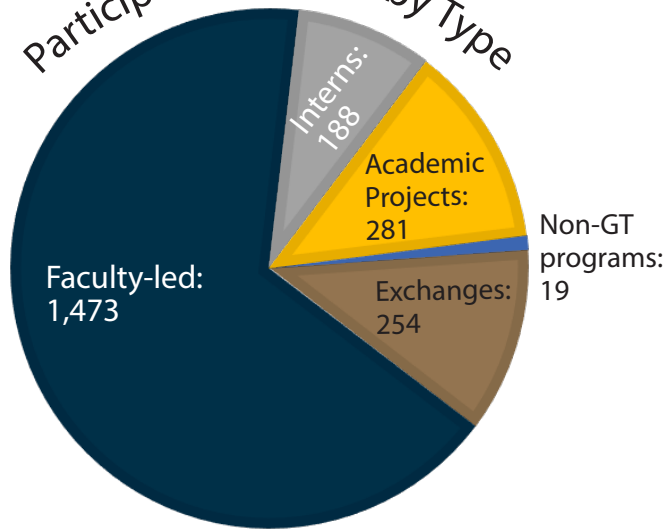


2,215 participants abroad - to over 70 countries

4.93% increase in participation overall

253 International Plan graduates to date

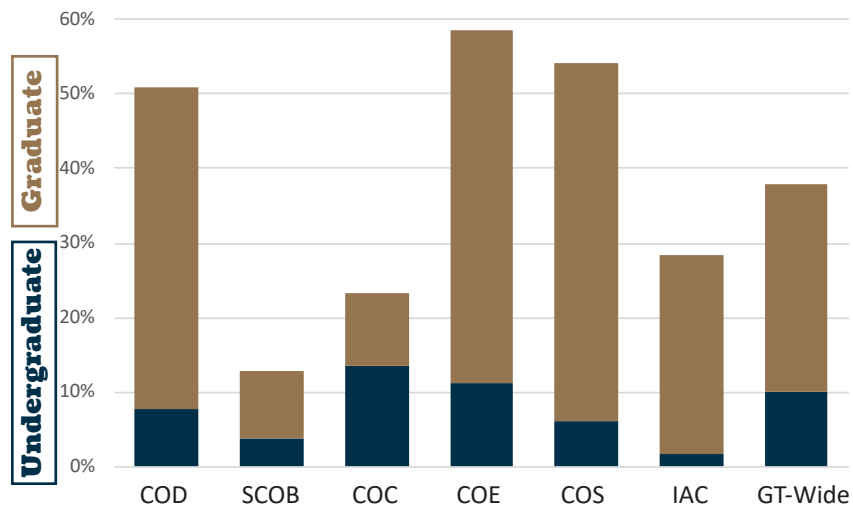
Participants Abroad by Type



**Top Nationalities of GT International Students**

China -- India -- South Korea  
Taiwan -- Iran

**International Students as a percentage of enrollment**



4,751 enrolled F & J students - from 122 countries

1,346 F-1 students on OPT

955 J-1 scholars and interns - from 58 countries